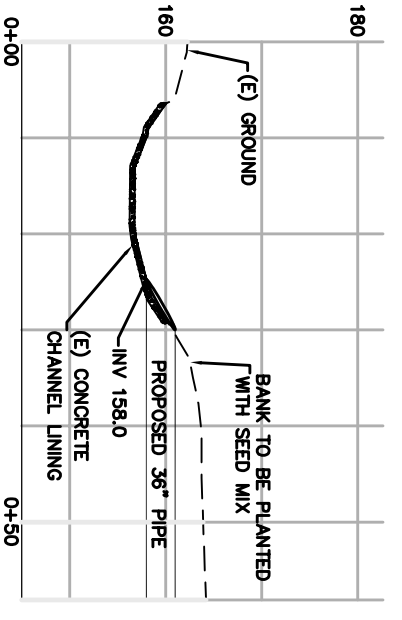
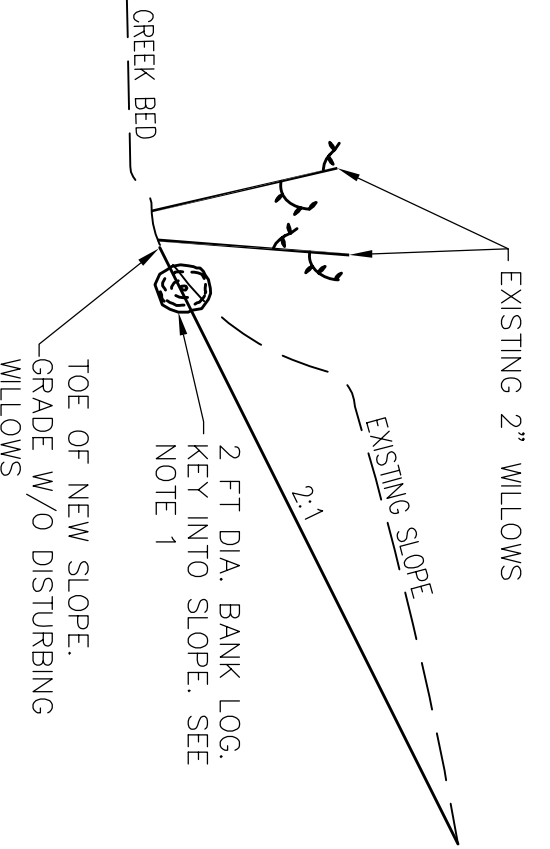
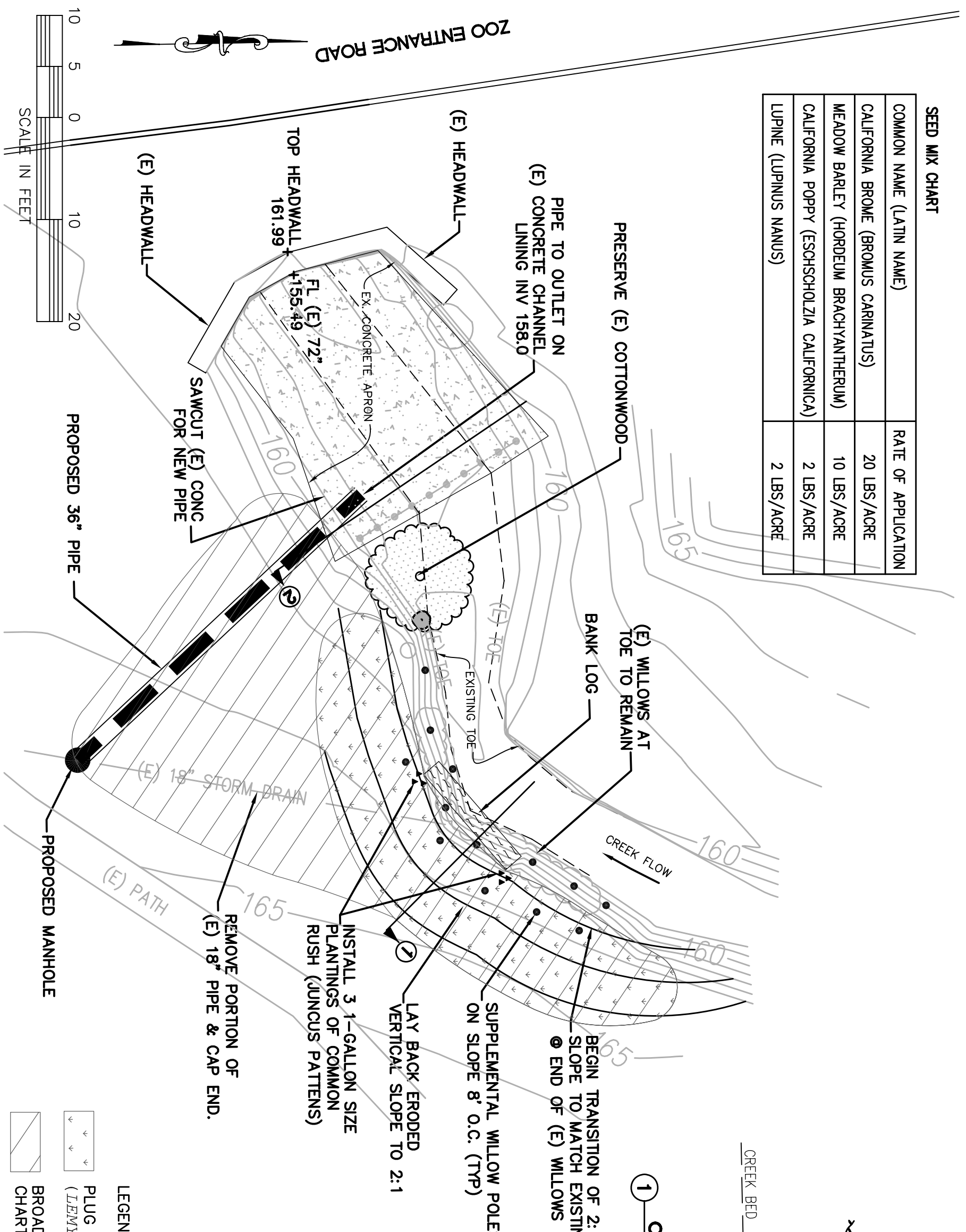


**SEED MIX CHART**

COMMON NAME (LATIN NAME)	RATE OF APPLICATION
CALIFORNIA BROME (BROMUS CARINATUS)	20 LBS./ACRE
MEADOW BARLEY (HORDEUM BRACHYANTHERUM)	10 LBS./ACRE
CALIFORNIA POPPY (ESCHSCHOLZIA CALIFORNICA)	2 LBS./ACRE
LUPINE (LUPINUS NANUS)	2 LBS./ACRE



**NOTES:**

1. 6' LENGTHS OF #4 REBAR PLACED 16" O.C. W/THE TOP 6" OF REBAR BENT OVER THE TOP OF THE LOG AND DRIVEN IN FLUSH W/THE TOP OF THE LOG

**LEGEND:**

PLUG PLANTINGS WITH CREEPING WILD RYE (*LEMNYS TRITICOIDES*) ON ONE-FOOT CENTERS

BROADCAST WITH NATIVE SEED MIX. SEE SEED MIX CHART

**PRELIMINARY NOT FOR CONSTRUCTION**

**ALIQUOT**

Planners  
Civil Engineers  
Surveyors

Aliquot Associates, Inc.  
1390 S. Main St., Ste. 310  
Walnut Creek, CA 94596  
Telephone: (925) 476-2300  
Fax: (925) 476-2390

**PROPOSED OUTFALL MODIFICATION AT ARROYO VIEJO CREEK  
KNOWLAND PARK-OAKLAND ZOO**

OAKLAND

ALAMEDA COUNTY

CALIFORNIA

Date	Scale	No.	Revisions
11/29/2010	1"=10'		

Job No. 208022

Drawing Number: **1** OF 1